

STATEMENT OF APPROPRIATIONS, ALLOTMENTS, OBLIGATIONS, DISBURSEMENTS AND BALANCES

As at the Quarter Ending December 31, 2024

Department : Department of Health (DOH)
Agency/Entity : Office of the Secretary
Operating Unit : Metro Manila Centers for Health Development
Organization Code (UACS) : 13 001 0300013
Fund Cluster : 01 - Regular Agency Fund

Table with 2 columns: Category (Current Year Appropriations, Supplemental Appropriations, Continuing Appropriations) and Status (X)

(e.g. UACS Fund Cluster: 01-Regular Agency Fund, 02-Foreign Assisted Projects Fund, 03-Special Account-Locally Funded/Domestic Grants Fund, and 04-Special Account-Foreign Assisted/Foreign Grants Fund)

Main financial statement table with columns for Particulars, UACS CODE, Appropriations, Allotments, Current Year Obligations, Current Year Disbursements, and Balances. Includes rows for Unobligated Allotment, Agency Specific Budget, Support to Operations, etc.

Department : Department of Health (DOH)
 Agency/Entity : Office of the Secretary
 Operating Unit : Metro Manila Centers for Health Development
 Organization Code (UACS) : 13 001 0300013
 Fund Cluster : 01 - Regular Agency Fund

	Current Year Appropriations
	Supplemental Appropriations
X	Continuing Appropriations

(e.g. UACS Fund Cluster: 01-Regular Agency Fund, 02-Foreign Assisted Projects Fund, 03-Special Account-Locally Funded/Domestic Grants Fund, and 04-Special Account-Foreign Assisted/Foreign Grants Fund)

Particulars	UACS CODE	Appropriations			Allotments							Current Year Obligations					Current Year Disbursements					Balances				
		Authorized Appropriations	Adjustments (Transfer To/From, Modifications/ Augmentations)	Adjusted Appropriations	Allotments		Adjustments (Reductions, Modifications/ Augmentations)	Transfer To	Transfer From	Adjusted Allotments	1st Quarter Ending March 31	2nd Quarter Ending June 30	3rd Quarter Ending September 30	4th Quarter Ending December 31	Total	1st Quarter Ending March 31	2nd Quarter Ending June 30	3rd Quarter Ending September 30	4th Quarter Ending December 31	Total	Unused Funds		Unpaid Obligations (16-21)=(24+25)			
					SARO	Unobligated															Unreleased Appropriations	Unobligated Allotments	Due and Demandable	Not Yet Due and Demandable		
					6	7															22=(5-11)	23=(11-16)	24	25		
1	2	3	4	5=(3+4)	6	7	8	9	10	11=(8+7+9+10)	12	13	14	15	16=(12+13+14+15)	17	18	19	20	21=(17+18+19+20)	22=(5-11)	23=(11-16)	24	25		
MOOE		0.00	0.00	0.00	0.00	27,413.26	0.00	0.00	0.00	27,413.26	0.00	0.00	0.00	0.00	27,413.26	0.00	0.00	0.00	0.00	27,413.26	0.00	27,413.26	0.00	0.00	0.00	0.00
Quick Response Fund	310500100002000	0.00	6,696,500.00	6,696,500.00	0.00	0.00	0.00	0.00	6,696,500.00	6,696,500.00	0.00	0.00	0.00	6,696,500.00	6,696,500.00	0.00	0.00	0.00	0.00	5,846,500.00	5,846,500.00	0.00	0.00	0.00	0.00	850,000.00
OO - Access to curative and rehabilitative health care services improved		0.00	(2,894,776.80)	(2,894,776.80)	0.00	52,784,477.28	0.00	0.00	6,696,500.00	6,696,500.00	0.00	0.00	0.00	6,696,500.00	6,696,500.00	0.00	0.00	0.00	0.00	5,846,500.00	5,846,500.00	0.00	0.00	0.00	0.00	850,000.00
HEALTH FACILITIES OPERATION PROGRAM		0.00	(2,894,776.80)	(2,894,776.80)	0.00	52,784,477.28	0.00	0.00	(2,894,776.80)	49,889,700.48	10,276,365.80	24,035,731.25	15,522,822.65	0.00	49,834,919.70	8,169,516.01	1,661,599.98	2,572,937.59	9,346,815.72	21,750,869.30	0.00	54,780.78	0.00	0.00	0.00	28,064,050.40
CURATIVE HEALTH CARE SUB-PROGRAM		0.00	(2,894,776.80)	(2,894,776.80)	0.00	52,653,894.72	0.00	0.00	(2,894,776.80)	49,759,117.92	10,276,365.80	23,908,276.25	15,522,822.65	0.00	49,707,464.70	8,169,516.01	1,661,599.98	2,572,937.59	9,346,815.72	21,750,869.30	0.00	54,780.78	0.00	0.00	0.00	28,064,050.40
Operations of Blood Centers and National Voluntary Blood Services Program	320101100001000	0.00	(2,894,776.80)	(2,894,776.80)	0.00	52,547,885.50	0.00	0.00	(2,894,776.80)	49,653,108.70	10,276,365.80	23,900,316.25	15,476,426.65	0.00	49,653,108.70	8,169,516.01	1,661,599.98	2,572,937.59	9,221,400.00	21,625,453.58	0.00	51,653.22	0.00	0.00	0.00	28,062,011.12
MOOE		0.00	(2,894,776.80)	(2,894,776.80)	0.00	52,547,885.50	0.00	0.00	(2,894,776.80)	49,653,108.70	10,276,365.80	23,900,316.25	15,476,426.65	0.00	49,653,108.70	8,169,516.01	1,661,599.98	2,572,937.59	9,221,400.00	21,625,453.58	0.00	0.00	0.00	0.00	0.00	28,027,655.12
Operations of National and Sub-National Reference Laboratories	320101100005000	0.00	0.00	0.00	0.00	106,009.22	0.00	0.00	0.00	106,009.22	0.00	7,960.00	46,396.00	0.00	54,356.00	0.00	0.00	0.00	0.00	0.00	0.00	51,653.22	0.00	0.00	0.00	54,356.00
MOOE		0.00	0.00	0.00	0.00	106,009.22	0.00	0.00	0.00	106,009.22	0.00	7,960.00	46,396.00	0.00	54,356.00	0.00	0.00	0.00	0.00	0.00	0.00	51,653.22	0.00	0.00	0.00	54,356.00
REHABILITATIVE HEALTH CARE SUB-PROGRAM		0.00	0.00	0.00	0.00	130,582.56	0.00	0.00	0.00	130,582.56	0.00	127,455.00	0.00	0.00	127,455.00	0.00	0.00	0.00	0.00	0.00	0.00	3,127.56	0.00	0.00	0.00	2,039.28
Operation of Dangerous Drug Abuse Treatment and Rehabilitation Centers	320102100001000	0.00	0.00	0.00	0.00	130,582.56	0.00	0.00	0.00	130,582.56	0.00	127,455.00	0.00	0.00	127,455.00	0.00	0.00	0.00	0.00	0.00	0.00	3,127.56	0.00	0.00	0.00	2,039.28
MOOE		0.00	0.00	0.00	0.00	130,582.56	0.00	0.00	0.00	130,582.56	0.00	127,455.00	0.00	0.00	127,455.00	0.00	0.00	0.00	0.00	0.00	0.00	3,127.56	0.00	0.00	0.00	2,039.28
OO - Access to safe and quality health commodities, devices and facilities ensured		0.00	0.00	0.00	0.00	1,508.12	0.00	0.00	0.00	1,508.12	0.00	0.00	0.00	0.00	0.00	0.00	0.00	0.00	0.00	0.00	0.00	1,508.12	0.00	0.00	0.00	0.00
HEALTH REGULATORY PROGRAM		0.00	0.00	0.00	0.00	1,508.12	0.00	0.00	0.00	1,508.12	0.00	0.00	0.00	0.00	0.00	0.00	0.00	0.00	0.00	0.00	0.00	1,508.12	0.00	0.00	0.00	0.00
HEALTH FACILITIES AND SERVICES REGULATION SUB-PROGRAM		0.00	0.00	0.00	0.00	1,508.12	0.00	0.00	0.00	1,508.12	0.00	0.00	0.00	0.00	0.00	0.00	0.00	0.00	0.00	0.00	0.00	1,508.12	0.00	0.00	0.00	0.00
Regulation of Regional Health Facilities and Services	330101100002000	0.00	0.00	0.00	0.00	1,508.12	0.00	0.00	0.00	1,508.12	0.00	0.00	0.00	0.00	0.00	0.00	0.00	0.00	0.00	0.00	0.00	1,508.12	0.00	0.00	0.00	0.00
MOOE		0.00	0.00	0.00	0.00	1,508.12	0.00	0.00	0.00	1,508.12	0.00	0.00	0.00	0.00	0.00	0.00	0.00	0.00	0.00	0.00	0.00	1,508.12	0.00	0.00	0.00	0.00
OO - Access to social health protection assured		0.00	10,385,000.00	10,385,000.00	0.00	96,256,037.44	0.00	0.00	10,385,000.00	106,641,037.44	39,518,825.78	41,749,111.48	10,982,504.90	13,939,169.52	106,189,611.68	12,379,272.21	30,486,226.94	19,516,315.33	14,728,647.39	77,112,461.87	0.00	451,425.76	0.00	0.00	0.00	29,077,149.81
SOCIAL HEALTH PROTECTION PROGRAM		0.00	10,385,000.00	10,385,000.00	0.00	96,256,037.44	0.00	0.00	10,385,000.00	106,641,037.44	39,518,825.78	41,749,111.48	10,982,504.90	13,939,169.52	106,189,611.68	12,379,272.21	30,486,226.94	19,516,315.33	14,728,647.39	77,112,461.87	0.00	451,425.76	0.00	0.00	0.00	29,077,149.81
Medical Assistance to Indigent and Financially - Incapacitated Patients (MAIP)	340100100003000	0.00	10,385,000.00	10,385,000.00	0.00	95,451,398.59	0.00	0.00	10,385,000.00	105,836,398.59	39,518,825.78	41,531,147.84	10,395,829.69	13,939,169.52	105,384,972.83	12,379,272.21	30,386,289.94	19,181,754.63	14,623,347.39	76,570,664.17	0.00	451,425.76	0.00	0.00	0.00	28,814,308.66
MOOE		0.00	10,385,000.00	10,385,000.00	0.00	95,451,398.59	0.00	0.00	10,385,000.00	105,836,398.59	39,518,825.78	41,531,147.84	10,395,829.69	13,939,169.52	105,384,972.83	12,379,272.21	30,386,289.94	19,181,754.63	14,623,347.39	76,570,664.17	0.00	451,425.76	0.00	0.00	0.00	28,814,308.66
Locally-Funded Project(s)		0.00	0.00	0.00	0.00	804,638.85	0.00	0.00	0.00	804,638.85	0.00	217,963.64	586,675.21	0.00	804,638.85	0.00	101,937.00	334,560.70	105,300.00	541,797.70	0.00	0.00	0.00	0.00	262,841.15	
Hiring of Immunization Vaccinators	340100200003000	0.00	0.00	0.00	0.00	804,638.85	0.00	0.00	0.00	804,638.85	0.00	217,963.64	586,675.21	0.00	804,638.85	0.00	101,937.00	334,560.70	105,300.00	541,797.70	0.00	0.00	0.00	0.00	262,841.15	
MOOE		0.00	0.00	0.00	0.00	804,638.85	0.00	0.00	0.00	804,638.85	0.00	217,963.64	586,675.21	0.00	804,638.85	0.00	101,937.00	334,560.70	105,300.00	541,797.70	0.00	0.00	0.00	0.00	262,841.15	
Sub-Total, Operations		0.00	103,546,273.08	103,546,273.08	(2,755,136.00)	523,655,773.80	0.00	0.00	103,546,273.08	624,446,910.88	164,834,491.33	234,782,634.44	135,133,713.32	57,514,550.29	592,265,389.38	24,751,272.26	75,295,238.39	107,899,940.05	115,331,088.66	323,247,539.36	0.00	32,181,521.50	0.00	0.00	0.00	269,017,850.02
PS		0.00	0.00	0.00	0.00	0.00	0.00	0.00	0.00	0.00	0.00	0.00	0.00	0.00	0.00	0.00	0.00	0.00	0.00	0.00	0.00	0.00	0.00	0.00	0.00	0.00
MOOE		0.00	120,332,309.08	120,332,309.08	(2,755,136.00)	261,955,007.80	0.00	0.00	120,332,309.08	379,532,180.88	65,834,491.33	200,658,634.44	95,479,047.32	14,214,339.07	376,186,512.16	24,751,272.26	75,295,238.39	107,899,940.05	63,195,712.62	271,112,163.32	0.00	3,345,668.72	0.00	0.00	0.00	105,074,348.84
FinEx (if Applicable)		0.00	0.00	0.00	0.00	0.00	0.00	0.00	0.00	0.00	0.00	0.00	0.00	0.00	0.00	0.00	0.00	0.00	0.00	0.00	0.00	0.00	0.00	0.00	0.00	0.00
OO		0.00	(16,786,036.00)	(16,786,036.00)	0.00	261,700,766.00	0.00	0.00	(16,786,036.00)	244,914,730.00	99,000,000.00	34,124,000.00	39,654,666.00	43,300,211.22	216,078,877.22	0.00	0.00	0.00	0.00	52,135,376.04	52,135,376.04	0.00	26,835,852.78	0.00	0.00	163,943,501.18


This report was generated using the Unified Reporting System on January 30, 2025 8:50 PM. Status: SUBMITTED


Department : Department of Health (DOH)
 Agency/Entity : Office of the Secretary
 Operating Unit : Metro Manila Centers for Health Development
 Organization Code (UACS) : 13 001 0300013
 Fund Cluster : 01 - Regular Agency Fund


	Current Year Appropriations
	Supplemental Appropriations
X	Continuing Appropriations


(e.g. UACS Fund Cluster: 01-Regular Agency Fund, 02-Foreign Assisted Projects Fund, 03-Special Account-Locally Funded/Domestic Grants Fund, and 04-Special Account-Foreign Assisted/Foreign Grants Fund)

Particulars	UACS CODE	Appropriations		Allotments					Current Year Obligations					Current Year Disbursements				Balances								
		Authorized Appropriations	Adjusted Appropriations	Allotments		Adjustments (Reductions, Modifications/ Augmentations)	Transfer To	Transfer From	Adjusted Allotments	1st Quarter Ending March 31	2nd Quarter Ending June 30	3rd Quarter Ending September 30	4th Quarter Ending December 31	Total	1st Quarter Ending March 31	2nd Quarter Ending June 30	3rd Quarter Ending September 30	4th Quarter Ending December 31	Total	Unused Funds		Unpaid Obligations (16-21)-(24+25)				
				SARO	Unobligated															Unreleased Appropriations	Unobligated Allotments	Due and Demandable	Not Yet Due and Demandable			
Sub-Total, I. Agency Specific Budget		0.00	108,746,273.08	108,746,273.08	(2,755,136.00)	525,994,874.55	0.00	0.00	108,746,273.08	631,986,011.53	165,184,515.66	235,566,742.30	138,458,278.92	60,163,082.04	599,372,618.92	24,848,237.19	75,566,544.15	108,634,558.29	117,045,330.07	326,094,669.70	0.00	32,613,392.71	0.00	273,277,949.22		
PS		0.00	0.00	0.00	0.00	0.00	0.00	0.00	0.00	0.00	0.00	0.00	0.00	0.00	0.00	0.00	0.00	0.00	0.00	0.00	0.00	0.00	0.00	0.00	0.00	0.00
MOOE		0.00	125,532,309.08	125,532,309.08	(2,755,136.00)	264,294,108.55	0.00	0.00	125,532,309.08	387,071,281.63	96,184,515.66	201,442,742.30	98,803,612.92	16,862,870.82	383,293,741.70	24,848,237.19	75,566,544.15	108,634,558.29	64,909,954.03	273,959,293.66	0.00	3,777,539.93	0.00	109,334,448.04		
FinEx (if Applicable)		0.00	0.00	0.00	0.00	0.00	0.00	0.00	0.00	0.00	0.00	0.00	0.00	0.00	0.00	0.00	0.00	0.00	0.00	0.00	0.00	0.00	0.00	0.00	0.00	0.00
CO		0.00	(16,786,036.00)	(16,786,036.00)	0.00	261,700,766.00	0.00	0.00	(16,786,036.00)	244,914,730.00	99,000,000.00	34,124,000.00	39,654,666.00	43,300,211.22	216,078,877.22	0.00	0.00	0.00	52,135,376.04	52,135,376.04	0.00	28,835,852.78	0.00	163,943,501.18		
II. Special Purpose Fund		0.00	0.00	0.00	0.00	277,250.00	0.00	0.00	0.00	277,250.00	0.00	110,968.75	0.00	0.00	110,968.75	0.00	0.00	110,968.75	0.00	110,968.75	0.00	166,281.25	0.00	0.00	0.00	
Public Health Emergency Benefits and Allowances for Health Care and Non-Healthcare Workers	513	0.00	0.00	0.00	0.00	277,250.00	0.00	0.00	0.00	277,250.00	0.00	110,968.75	0.00	0.00	110,968.75	0.00	0.00	110,968.75	0.00	110,968.75	0.00	166,281.25	0.00	0.00	0.00	
MOOE		0.00	0.00	0.00	0.00	277,250.00	0.00	0.00	0.00	277,250.00	0.00	110,968.75	0.00	0.00	110,968.75	0.00	0.00	110,968.75	0.00	110,968.75	0.00	166,281.25	0.00	0.00	0.00	
GRAND TOTAL		0.00	108,746,273.08	108,746,273.08	(2,755,136.00)	526,272,124.55	0.00	0.00	108,746,273.08	632,263,261.53	165,184,515.66	235,677,711.05	138,458,278.92	60,163,082.04	599,483,587.67	24,848,237.19	75,566,544.15	108,745,527.04	117,045,330.07	326,205,638.45	0.00	32,779,573.96	0.00	273,277,949.22		
PS		0.00	0.00	0.00	0.00	0.00	0.00	0.00	0.00	0.00	0.00	0.00	0.00	0.00	0.00	0.00	0.00	0.00	0.00	0.00	0.00	0.00	0.00	0.00	0.00	0.00
MOOE		0.00	125,532,309.08	125,532,309.08	(2,755,136.00)	264,571,358.55	0.00	0.00	125,532,309.08	387,348,531.63	96,184,515.66	201,553,711.05	98,803,612.92	16,862,870.82	383,404,710.45	24,848,237.19	75,566,544.15	108,745,527.04	64,909,954.03	274,070,262.41	0.00	3,943,874.18	0.00	109,334,448.04		
FinEx (if Applicable)		0.00	0.00	0.00	0.00	0.00	0.00	0.00	0.00	0.00	0.00	0.00	0.00	0.00	0.00	0.00	0.00	0.00	0.00	0.00	0.00	0.00	0.00	0.00	0.00	0.00
CO		0.00	(16,786,036.00)	(16,786,036.00)	0.00	261,700,766.00	0.00	0.00	(16,786,036.00)	244,914,730.00	99,000,000.00	34,124,000.00	39,654,666.00	43,300,211.22	216,078,877.22	0.00	0.00	0.00	52,135,376.04	52,135,376.04	0.00	28,835,852.78	0.00	163,943,501.18		
Recapitulation by OO:																										
Unobligated Allotment		0.00	103,546,273.08	103,546,273.08	(2,755,136.00)	523,655,773.80	(2,755,136.00)	0.00	103,546,273.08	621,691,774.88	164,834,491.33	234,782,634.44	135,133,713.32	57,514,556.29	592,265,389.38	24,751,272.26	75,265,238.39	107,899,940.05	115,331,089.66	323,247,539.36	0.00	29,426,385.50	0.00	269,017,850.82		
HEALTHY POLICY AND STANDARDS DEVELOPMENT PROGRAM		0.00	3,500,000.00	3,500,000.00	0.00	104,350.00	0.00	0.00	3,500,000.00	3,604,350.00	3,500,000.00	43,934.00	0.00	3,604,294.00	0.00	3,500,000.00	62,754.66	0.00	3,562,754.66	0.00	56.00	0.00	41,539.34			
HEALTH SYSTEMS STRENGTHENING PROGRAM		0.00	(17,368,289.79)	(17,368,289.79)	(1,777,469.00)	292,228,362.66	(1,777,469.00)	0.00	(17,368,289.79)	271,305,134.87	106,496,444.11	42,194,270.77	58,297,532.98	36,878,880.77	243,867,128.64	670,037.59	10,930,782.94	5,451,083.56	52,686,285.88	69,738,189.97	0.00	27,438,006.23	0.00	174,128,938.67		
PUBLIC HEALTH PROGRAM		0.00	93,287,911.78	93,287,911.78	(933,726.00)	73,383,571.06	(933,726.00)	0.00	93,287,911.78	164,804,030.84	2,797,281.25	123,292,417.64	37,217,195.68	0.00	163,306,894.57	2,308,781.25	25,957,752.90	76,091,227.10	28,175,545.15	132,533,306.40	0.00	1,497,136.27	0.00	30,773,588.17		
EPIDEMIOLOGY AND SURVEILLANCE PROGRAM		0.00	9,939,927.89	9,939,927.89	(43,941.00)	8,870,053.98	(43,941.00)	0.00	9,939,927.89	18,722,099.87	2,245,574.39	3,467,169.30	13,053,297.10	0.00	18,796,040.79	1,223,665.20	2,726,875.63	4,205,621.81	4,547,294.52	12,703,457.16	0.00	(43,940.92)	0.00	6,062,583.63		
HEALTH EMERGENCY MANAGEMENT PROGRAM		0.00	6,696,500.00	6,696,500.00	0.00	27,413.26	0.00	0.00	6,696,500.00	6,723,913.26	0.00	0.00	0.00	6,696,500.00	0.00	0.00	0.00	5,846,500.00	5,846,500.00	0.00	27,413.26	0.00	850,000.00			
HEALTH FACILITIES OPERATION PROGRAM		0.00	(2,894,776.80)	(2,894,776.80)	0.00	52,784,477.28	0.00	0.00	(2,894,776.80)	49,889,700.48	10,276,365.80	24,035,731.25	15,522,822.65	0.00	49,834,919.70	8,169,518.01	1,661,599.98	2,572,937.59	9,346,815.72	21,750,869.30	0.00	54,780.78	0.00	28,084,050.40		
HEALTH REGULATORY PROGRAM		0.00	0.00	0.00	0.00	1,508.12	0.00	0.00	0.00	1,508.12	0.00	0.00	0.00	0.00	0.00	0.00	0.00	0.00	0.00	0.00	1,508.12	0.00	0.00			
SOCIAL HEALTH PROTECTION PROGRAM		0.00	10,385,000.00	10,385,000.00	0.00	96,256,037.44	0.00	0.00	10,385,000.00	106,641,037.44	39,518,825.78	41,749,111.48	10,982,504.90	13,938,169.52	106,189,611.68	12,379,272.21	30,488,226.94	19,516,315.33	14,728,647.39	77,112,461.87	0.00	451,425.76	0.00	29,077,149.81		

Certified Correct:

 MA. YEIZA A. PERALTA
 Administrative Officer V
 Date: January 30, 2025 08:29 PM

Certified Correct:

 JUDY N. NARAG, CPA
 Accountant III
 Date: January 30, 2025 08:29 PM

Recommending Approval By:

 RODEL M. ALMIGRE, MPA, MPW
 Chief Administrative Officer
 Date: January 30, 2025 08:31 PM

Approved By:

 RIO L. MARPANTA, MD, PHSAE, CESO III
 Director IV
 Date: January 30, 2025 08:47 PM

This report was generated using the Unified Reporting System on January 30, 2025 8:50 PM. Status: SUBMITTED

NOTE: Manually corrected due to system error in the amount encoded and being generated in the URS of Fund 105513 as per Reference/Ticket#DBM-APPS-2025-01-31-15585.